



For your precious sample preservation

ProteoSave™



Coated with a unique ultra-hydrophilic polymer which offers minimized protein denaturation and non-specific protein adsorption

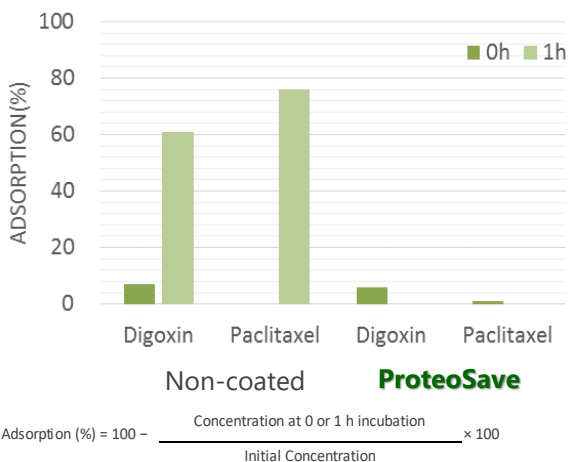


Provides no eluted materials, heat- and cold-resistance, and chemical-resistance due to covalently bonded coating

Application example in analysis of small molecules

Comparison of Non-ionic small compounds with non-coated tube

※ Provided by SEKISUI MEDICAL CO., LTD., JAPAN



Experimental conditions

Vessel	ProteoSave™ 1.5 mL Microtube Non-coated 1.5 mL Microtube
Concentration	0.1 mg/mL
Sample	Non-ionic small molecule 1. Digoxin (Anti-anginal drug) 2. Paclitaxel (Anti-cancer drug)
Measurement	After 1 h incubation with non-ionic small molecule, determined the concentration with LC-MS/MS

Excellent suppression of highly hydrophobic small compounds

Product Lineup



Centrifuge tube
15 mL & 50 mL



Micro tube
0.5 mL & 1.5 mL



Slim tube
0.5 mL & 1.5 mL



96-deep wells plate

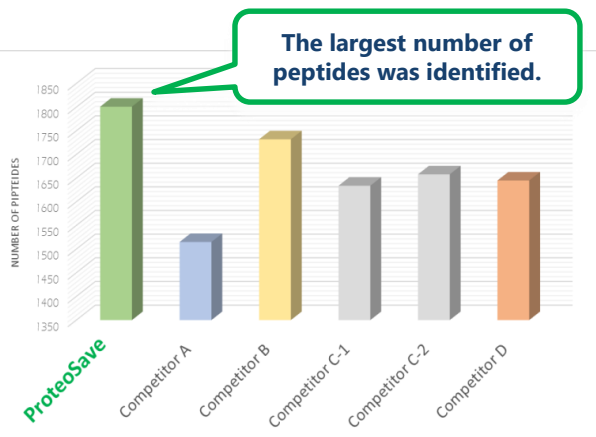


96-wells flat & U bottom plate

Application example in Proteomics Research

Comparison of the number of identified peptides with competitive products

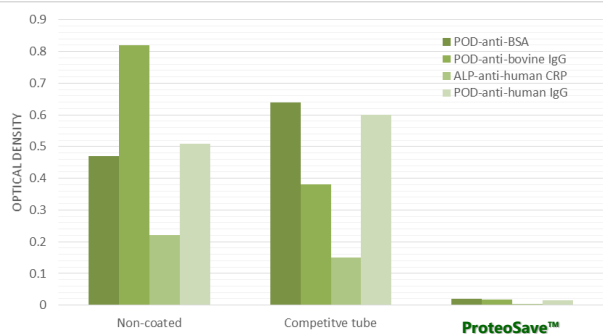
※ Provided by Dr. Masahiro Kamita, Ph.D, National Cancer Center Research Institute, JAPAN.



Experimental conditions

Vessel	ProteoSave™ 1.5 mL Microtube 5 competitive tubes
Sample	Peptides derived from Hep3B
Quantity	300 µg
Method	nanoLC-Ultra 2D with TripleTOF® 5600, AB SCIEX
Column	75 mm×150 mm, ChromXP C18-CL 3 µm 120 Å Ekisigent
Eluent	A: 0.1% FA and 1% ACN B: 0.1% FA and 99% ACN
Software	Mascot Server

Protein Adsorption to vessel



Diluted enzyme-labeled antibody solutions from 0.1-0.8 mg/mL with phosphate buffer, and dispensed diluted the solutions into non-coated tube, competitive tube and ProteoSave™. After 1 h incubation at 37 °C, washed by phosphate buffer, then the amount of adsorbed enzyme-labeled antibodies was measured by microplate reader.

Chemical, Heat and Cold Resistant

Organic solvent	10% 5 hr	Surfactant	0.1%
Methanol	✓	CHAPS	✓
Ethanol	✓	Triton X-100	✓
2-propanol	✓	Tween 20	✓
Glycerol	✓	SDS	✓
Acetonitrile	✓	Heat resistant	Cold resistant
Acetone	✓		
DMSO	✓	100 °C (10 min)	-80°C (3 months)
2-mercaptoethanol	✓		

Cat. No	Product	Material	Note	Qty/Pk	Qty/Cs
MS-4205MZ	ProteoSave™ 0.5 mL Microtube	Polypropylene	Non-sterilized	100	500
MS-4255MZ	ProteoSave™ 0.5 mL Microtube (Sterilized)	Polypropylene	Radiation sterilized	100	500
MS-4215MZ	ProteoSave™ 1.5 mL Microtube	Polypropylene	Non-sterilized	100	500
MS-4265MZ	ProteoSave™ 1.5 mL Microtube (Sterilized)	Polypropylene	Radiation sterilized	100	500
MS-4220MZ	ProteoSave™ 2 mL Microtube	Polypropylene	Non-sterilized	100	500
MS-4270MZ	ProteoSave™ 2 mL Microtube (Sterilized)	Polypropylene	Radiation sterilized	100	500
MS-4201XZ	ProteoSave™ 0.5 mL Slimtube	Polypropylene	Non-sterilized	50	500
MS-4202XZ	ProteoSave™ 2 mL Slimtube	Polypropylene	Non-sterilized	50	500
MS-8296FZ	ProteoSave™ 96-wells, Flat Plate	Polystyrene	Non-sterilized	5	50
MS-8296KZ	ProteoSave™ 96-wells, Black, Flat Plate	Polystyrene	Non-sterilized	5	50
MS-8296VZ	ProteoSave™ 96-wells, V Plate	Polypropylene	Non-sterilized	5	20
MS-8296Z2	ProteoSave™ 96-deep wells, V Plate, 2mL	Polypropylene	Non-sterilized	3	45
MS-3296UZ	ProteoSave™ 96-wells, U Plate	Polystyrene	Non-sterilized	5	50
MS-8384VZ	ProteoSave™ 384-wells, U Plate	Polypropylene	Non-sterilized	5	50
MS-52150Z	ProteoSave™ 15 mL Conical Tube	PET	Non-sterilized	5	100
MS-52550Z	ProteoSave™ 50 mL Conical Tube (Sterilized)	Polypropylene	Radiation sterilized	5	100

ProteoSave™ Publication List

Go to our website.

<http://www.s-bio.com/products/low-protein-adsorption-products-elisa/proteosave/>



www.s-bio.com

(603) 425-9697

info.s-bio@s-bio.com

20 Executive Drive, Hudson, NH 03051